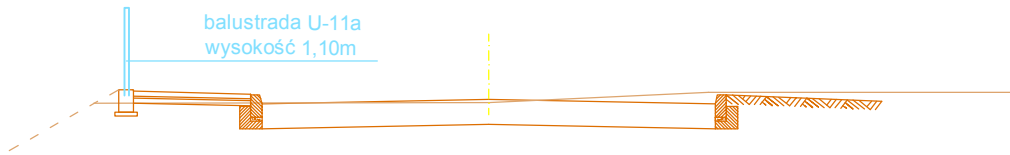


Strona lewa

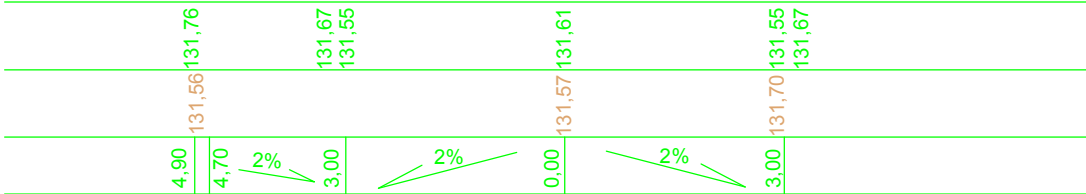
0+0,00

Strona prawa

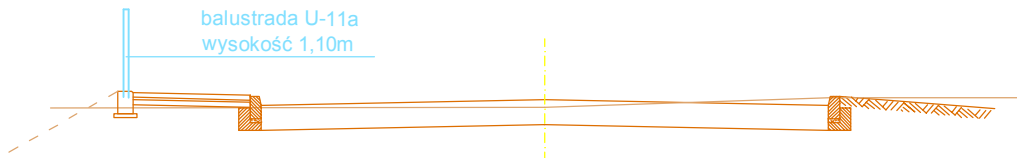


W= 2,37m<sup>2</sup>  
N= 0,03 m<sup>2</sup>

P.p 130,00

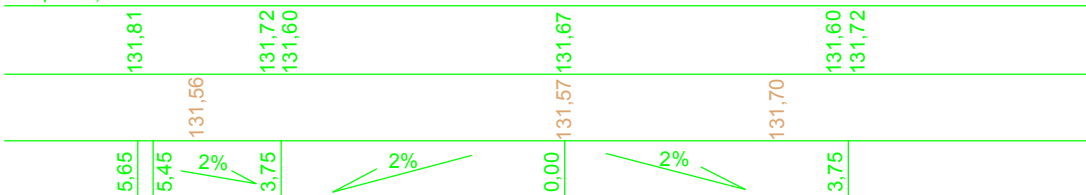


0+007,00

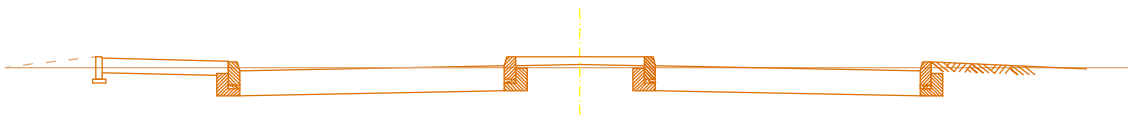


W= 2,31m<sup>2</sup>  
N= 0,07 m<sup>2</sup>

P.p 130,00



0+014,77 (początek wysepki dzielącej)



W= 2,70m<sup>2</sup>  
N= 0,08 m<sup>2</sup>

P.p 130,00

